

INSTRUCTION MANUAL

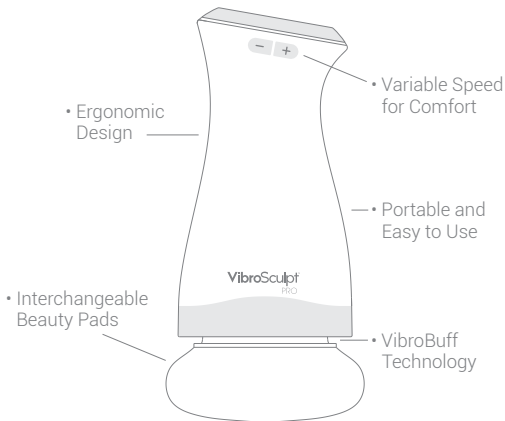


VibroSculpt™
PRO

VibroSculpt[™]

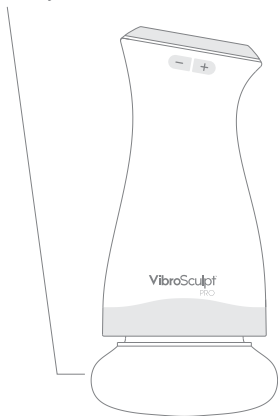
PRO

Ergonomic hand-held beauty massager offers a natural, home beauty treatment. It's the NEW portable massager designed to be use in the comfort of your own home.

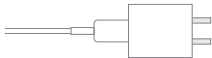


HOW TO OPERATE THE DEVICE:

- 1** The **Vibro Sculpt Pro™** beauty massager it is designed to be used **ONLY** with the exclusive Beauty Pro Pads.



- 2** Charge the device for at least 4 hours before first use.



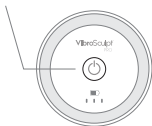
- 3** Turn it ON.



- 4** Choose the massager PAD for the desired area.



- 5** To change the PADS make sure the device is OFF, and then switch to the desired Pads.



- 6** Adjust the speed to comfort.



- 7** Battery light indicator.



HOW TO USE THE EXCLUSIVE PADS

Check our website and videos for more information www.vibrosculpt.com/pads

HOW TO MASSAGE YOUR ABDOMEN AND WAIST



- Lay on the bed or stand comfortably. Keep your back straight and your knees bent. Starting from your navel, apply this device with low setting all over your abdomen and then towards the sides, letting it work for a couple of minutes on each side of your waist.
- Or you can start from the middle of the abdomen towards the sides in straight lines. Repeat this movement several times, choosing a different starting point each time.
- This massage should be brief, never more than 5-15 minutes.

HOW TO MASSAGE YOUR LEGS



- To massage your legs, use it in an upwards direction. Sit or semi-recline and, let this device work for a couple of minutes on the inner and outer parts of your knees.
- Continue on both sides of your thighs till you reach the groin and hips.
- Let it work for 5-15 minutes, always moving slowly upwards.
- This massage has visible effects in just a few days.
- Hold it firmly, but without pressing down. Move slowly and decisively, avoiding fast, vague movements.

HOW TO MASSAGE YOUR BUTTOCKS AND HIPS



- Use this device from the base of the buttocks to the waist. On reaching the hips.
- The best position for this is lying on your back, leaving enough space between the floor and your hips to apply it, by bending your knees.
- Sit or semi-recline. Stretch out your legs. Roll over onto one side, resting on your hip and you can massage one buttock. When you've finished, roll over to the other side and massage the other.

HOW TO MASSAGE YOUR BACK



- Sit on the bed, sofa or Stand comfortably. Keep your back straight. Starting from the center – out , apply this device with Low Setting on your back and then towards the sides, letting it work for a couple of minutes on each side of your back.
- Or you can start from the middle of the back towards the sides in straight lines. Repeat this movement several times, choosing a different starting point each time.
- This massage should be brief, for at least 5-15 minutes.



- DO NOT USE IN THE NECK AREA AND KEEP CLEAN OF LONG HAIR, JEWELRY, AND LOOSE CLOTHING
- DO NOT USE ON HEAD, FACE, NECK, CERVICAL SPINE OR BREASTS.

SAFETY INFORMATION

Keep the unit and its packaging materials away from children.

- Only work with the supplied power supply.
- Do not use the device if damage to the device itself or any of its accessories is evident.
- Keep the unit, power supply and the cable away from water, damp or other liquids.
- Never use in bath, sauna, etc.
- Never try to retrieve the device if it falls into water. Disconnect the plug immediately from the mains outlet.
- Repairs to electrical appliances must only be carried out by the manufacturer or qualified persons. Incorrect repairs can lead to considerable danger for the user.

- Switch the device off and disconnect the power supply after every use and before every cleaning.
- Follow local regulations regarding the disposal of materials. In case of queries, contact related authorities responsible for waste disposal in your area.

PROPER USAGE

This device is intended only as a beauty massager. The device is for home use only and is NOT intended for medical or commercial purposes. It cannot replace medical treatment. Do NOT use the massage device if any of the following warnings apply to you. Please consult your doctor if you are unsure whether or not the massage device is suitable for you. Do NOT use

the device directly on varicose veins, or after a vein operation or surgery. Always we recommend consulting your doctor before using this device. Enjoy the treatment as often as necessary.

RETURN POLICY

This product is guaranteed by the manufacturer. We will only accept a return of an unopened and unused VibroSculpt within 30 days of purchase. Once the seal is broken, VibroSculpt device cannot be returned. The carton must be in original condition, and NOT defaced in any manner.

WARNING

Please consult with your doctor before using this product. Read the manual carefully. Use this product only for its intended use as described in the manual. This product is NOT intended to be a substitute for professional medical advice, diagnosis, or treatment. Use this product at your own risk. Manufacturer and distributor assumes no liability whatsoever for the use this product. Close supervision is necessary when this product is used near children or on or by disabled persons. Do not use this product when pain is present or if you are pregnant. Do not massage any area of the body that is swollen, inflamed or covered with skin eruptions.

ALL WARRANTIES, EITHER EXPRESS OR IMPLIED OR MERCHANTABILITY, OR FITNESS FOR PARTICULAR PURPOSES, ARE HEREBY DISCLAIMED. MANUFACTURER OR DISTRIBUTOR WILL NOT BE LIABLE FOR ANY DAMAGES OF ANY KIND ARISING FROM THE USE OF THIS PRODUCT, INCLUDING, BUT NOT LIMITED TO DIRECT, INDIRECT, INCIDENTAL, PUNITIVE, AND CONSEQUENTIAL DAMAGES. THE MAXIMUM LIABILITY OF MANUFACTURER OR DISTRIBUTOR TO YOU, AND YOUR SOLE AND EXCLUSIVE REMEDY FOR THE USE OF THIS PRODUCT, IS THE AMOUNT PAID TO MANUFACTURER OR DISTRIBUTOR BY YOU.

ATTENTION DISPOSAL OF MATERIALS

A symbol of a crossed-out wheeled bin means you should find out and follow local regulations about disposing of this kind of product.

Do not dispose of this product as you would other household waste

Dispose of his device in accordance with the corresponding local regulations

Electrical and electronic devices contain hazardous substances that can have harmful effects on the environment and/or human health and should be recycled properly.

PRECAUTIONS:

- Please consult your doctor before using the massager if you are suffering from any illness, undergoing any treatment or if you are pregnant.
- This is NOT a medical device and NO medical claims are implied or warranted by the use of this product.
- Confirm the unit is switched OFF before connecting the power plug.
- It is advised to start the massager at low speed/intensity first then gradually increase the speed/intensity as required.
- Do NOT massage a particular area for more than 15 minutes
- Do NOT leave the product where children could play with it.
- Do NOT use in varicose veins, moles or damaged skin tissue.
- Do NOT use in any visible of recent scars.
- Avoid passing over the navel. If the abdomen is hard and hot do not use the device and consult you physician.
- You may notice some redness in the skin you have treat it this normal and temporary.
- f the product appears to be faulty, do NOT attempt to open or repair. Repairs can only be carried by the manufacturer or authorized distributor.
- **WARNING: NOT FOR USE BY INDIVIDUALS UNDER THE AGE OF 18 YEARS. DO NOT USE IF YOU ARE PREGNANT OR NURSING.** As with any massager product, people with special medical conditions are encouraged to consult with their physician before use.
- **DO NOT USE IN THE NECK AREA AND KEEP CLEAN OF LONG HAIR, JEWELRY, AND LOOSE CLOTHING**



SCAN CODE
TO SEE OUR
MANUALS



www.vibrosculpt.com

